



Programação de Computadores I

Linguagem Simbólica – C
GLOSSÁRIO

Gil Eduardo de Andrade



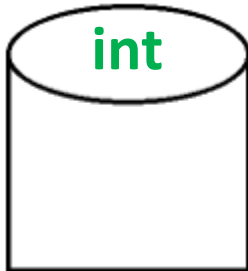


Glossário: Linguagem Simbólica – C

DECLARA

int a;


números
sem vírgula



a

float b;

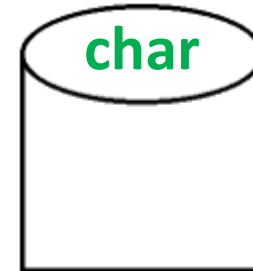
números
com vírgula



b

char c;

letras



c

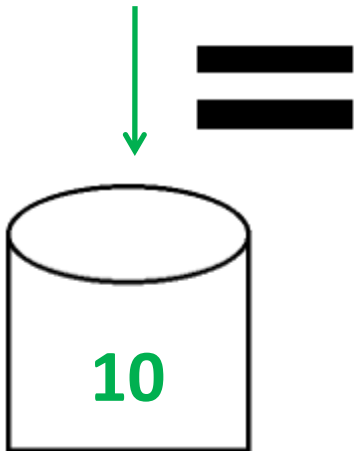




Glossário: Linguagem Simbólica – C

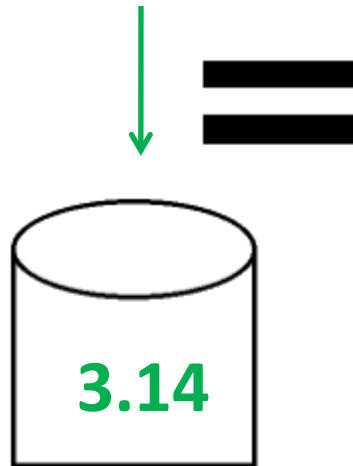
ARMAZENA (=)

a = 10;



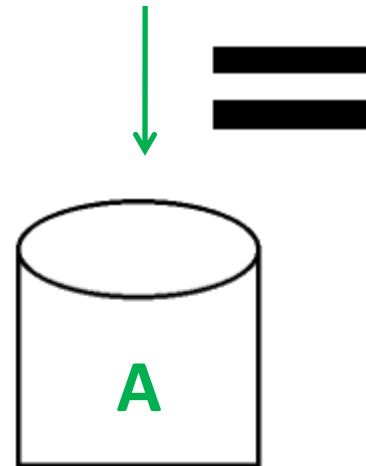
a
int

b = 3.14;



b
float

c = 'A';



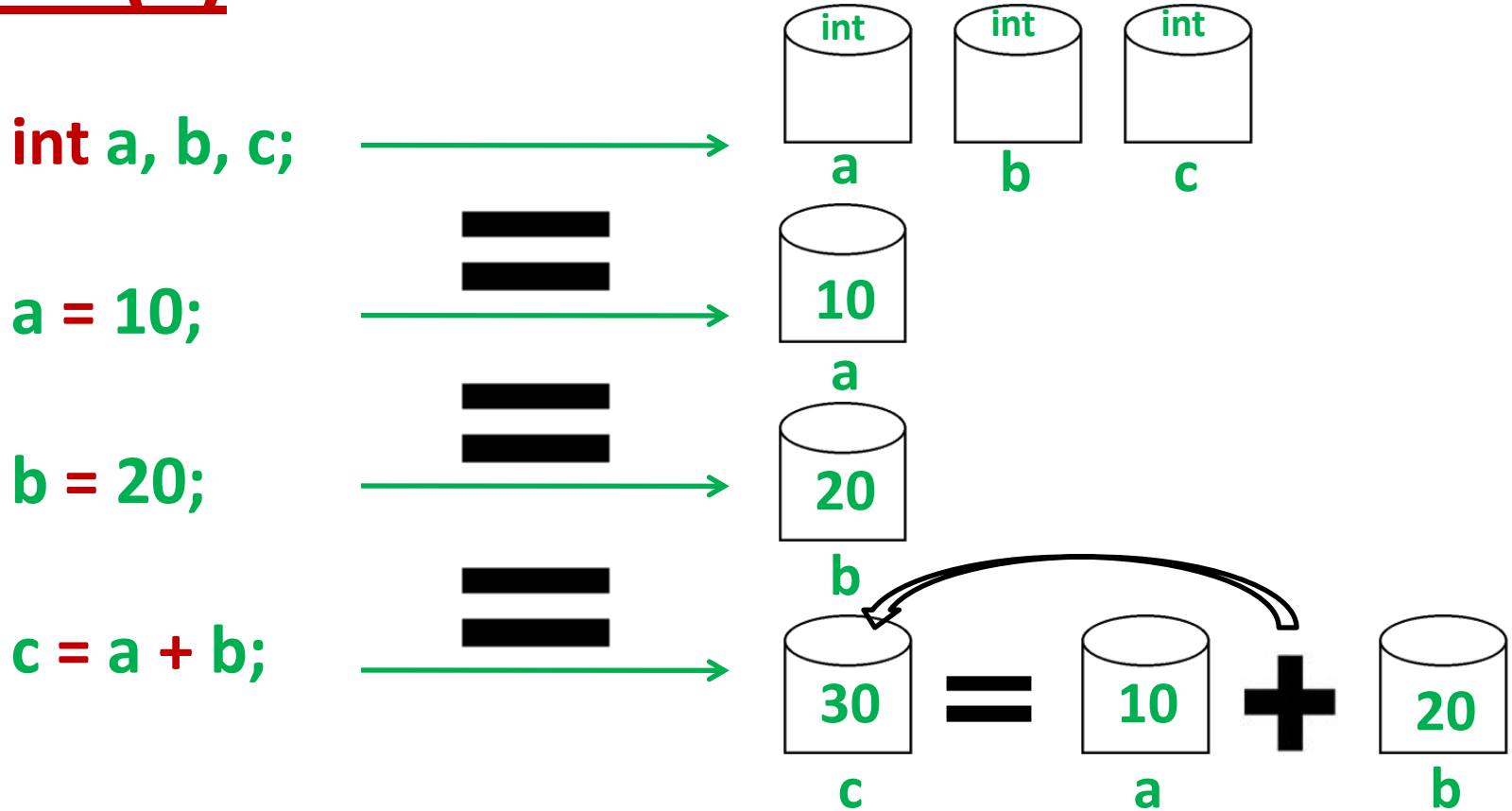
c
char





Glossário: Linguagem Simbólica – C

SOMA (+)

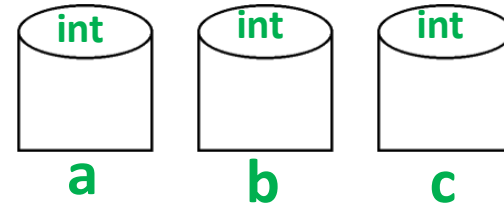




Glossário: Linguagem Simbólica – C

SUBTRAÇÃO (-)


`int a, b, c;`



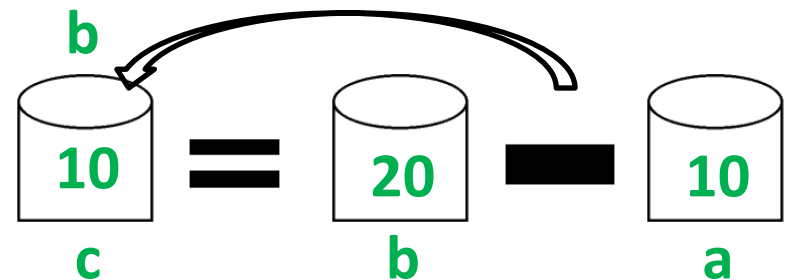
`a = 10;`



`b = 20;`



`c = b - a;`

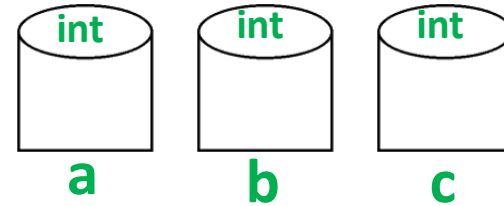




Glossário: Linguagem Simbólica – C

MULTIPLICAÇÃO (*)


`int a, b, c;`



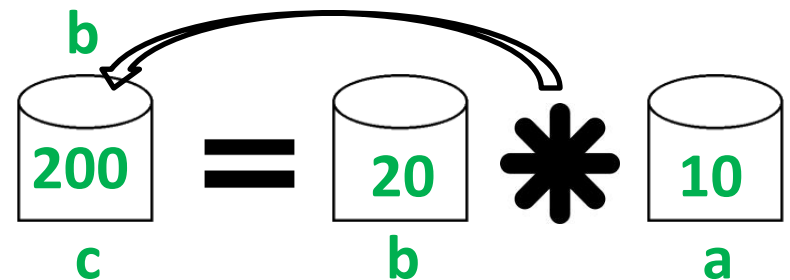
`a = 10;`



`b = 20;`



`c = b * a;`

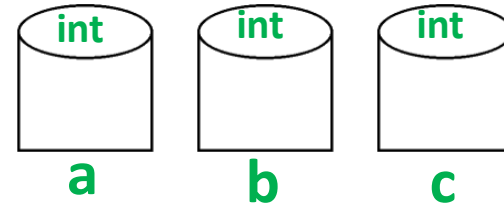





Glossário: Linguagem Simbólica – C

DIVISÃO (/)


`int a, b, c;`



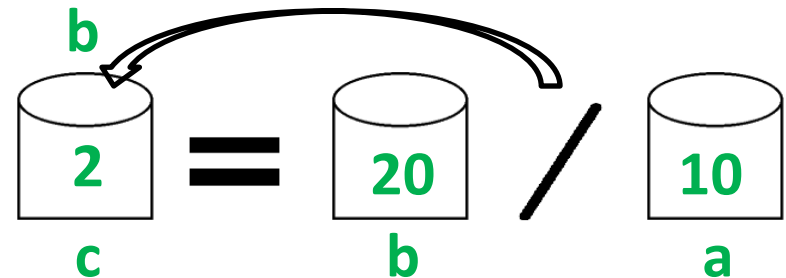
`a = 10;`



`b = 20;`



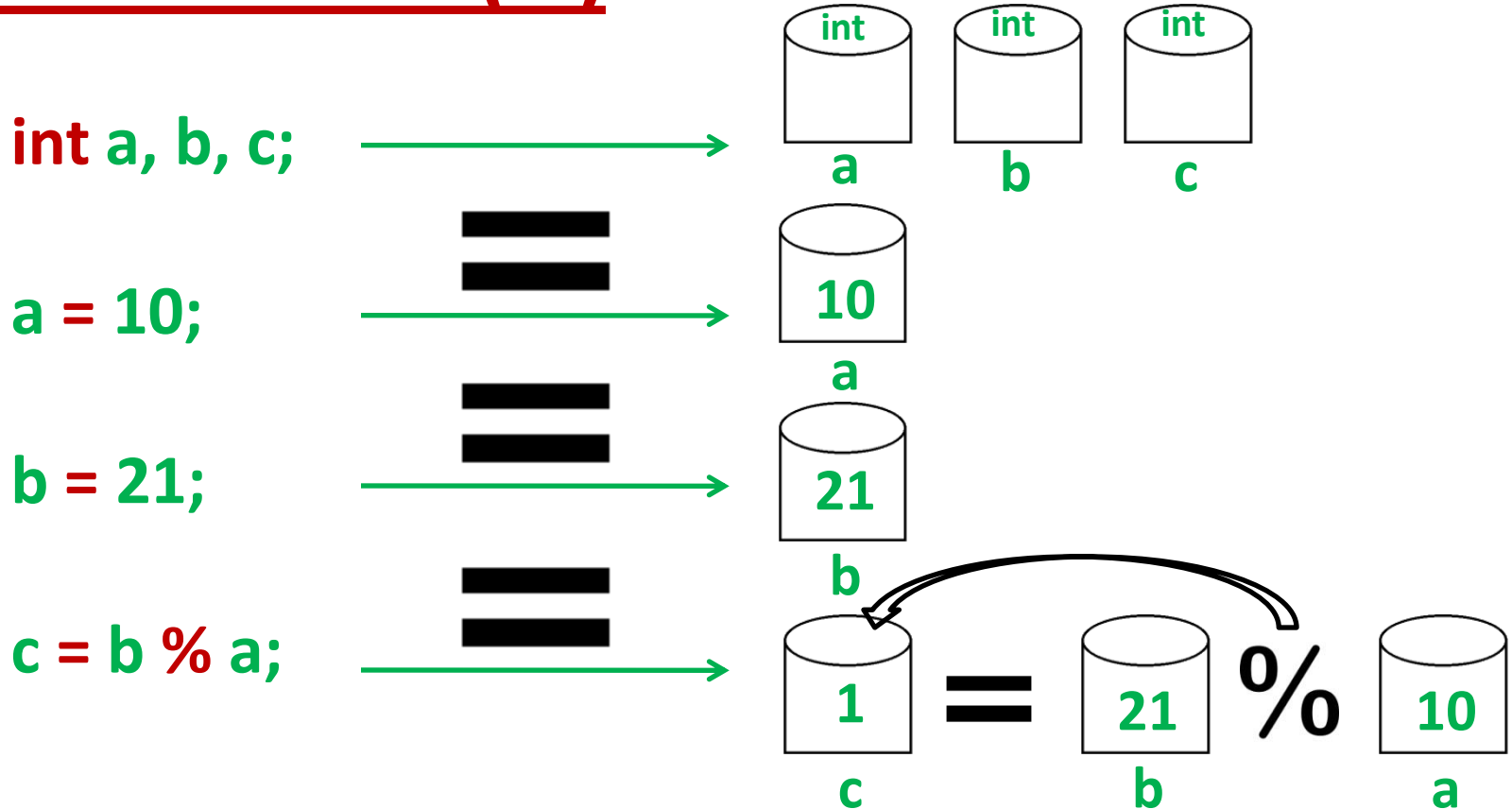
`c = b / a;`





Glossário: Linguagem Simbólica – C

RESTO DIVISÃO (%)





Glossário: Linguagem Simbólica – C

APRESENTAR

`printf("Olá Mundo!");` →

Olá Mundo!

`printf("Valor: %i", a);` →

Valor:



a






Glossário: Linguagem Simbólica – C

DIGITAR + ARMAZENAR

`scanf("%i", &a);` →



a





Glossário: Linguagem Simbólica – C

SE



if()

SENÃO



else

SENÃO SE




else if()





Glossário: Linguagem Simbólica – C

SE IGUAL



`if(==)`

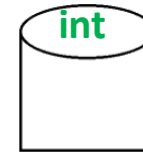





Glossário: Linguagem Simbólica – C

SE IGUAL


```
int a;
```



```
a = 10;
```



```
if(a == 10) {
```



```
10 {
```

```
printf("a igual 10");
```



```
}
```


```
}
```





Glossário: Linguagem Simbólica – C

SE DIFERENTE



`if(!=)`





Glossário: Linguagem Simbólica – C

SE DIFERENTE

`int a;` →



`a = 12;` →



`if(a != 10) {` →



`printf("a diferente 10");` →



}

}





Glossário: Linguagem Simbólica – C

SE MAIOR



if(>)

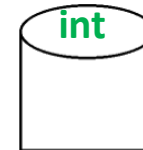




Glossário: Linguagem Simbólica – C


SE MAIOR

```
int a;
```



a


```
a = 12;
```



12

a

```
if(a > 10) {
```



12

a



10

{

```
printf("a maior 10");
```



```
}
```


```
}
```





Glossário: Linguagem Simbólica – C

SE MAIOR OU IGUAL



`if(>=)`





Glossário: Linguagem Simbólica – C

SE MAIOR OU IGUAL

`int a;` →



`a = 12;` →

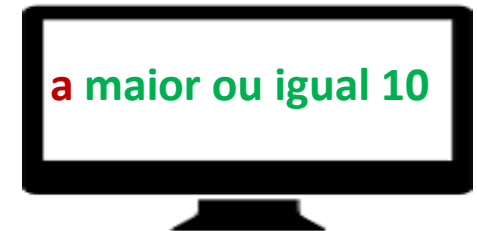


`if(a >= 10) {` →



`>= 10 {`

`printf("a maior ou igual 10");` →



`}`

`}`





Glossário: Linguagem Simbólica – C

SE MENOR



if(<)

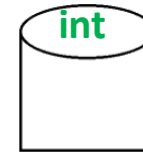




Glossário: Linguagem Simbólica – C


SE MENOR

```
int a;
```




a

```
a = 8;
```



a

```
if(a < 10) {
```



a



```
10 {
```

```
printf("a menor 10");
```



```
}
```


```
}
```





Glossário: Linguagem Simbólica – C

SE MENOR OU IGUAL



if(<=)





Glossário: Linguagem Simbólica – C

SE MENOR OU IGUAL

`int a;` →



`a = 12;` →



`if(a >= 10) {` →



`10 {`

`printf("a menor ou igual 10");` →



`}`

`}`





Glossário: Linguagem Simbólica – C

SENÃO



else

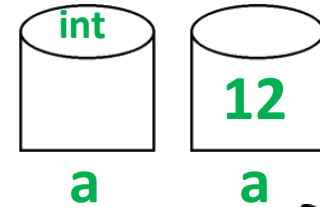





Glossário: Linguagem Simbólica – C

SENÃO

```
int a = 12;
```



```
if(a <= 10) {
```



```
printf("a menor ou igual 10");
```



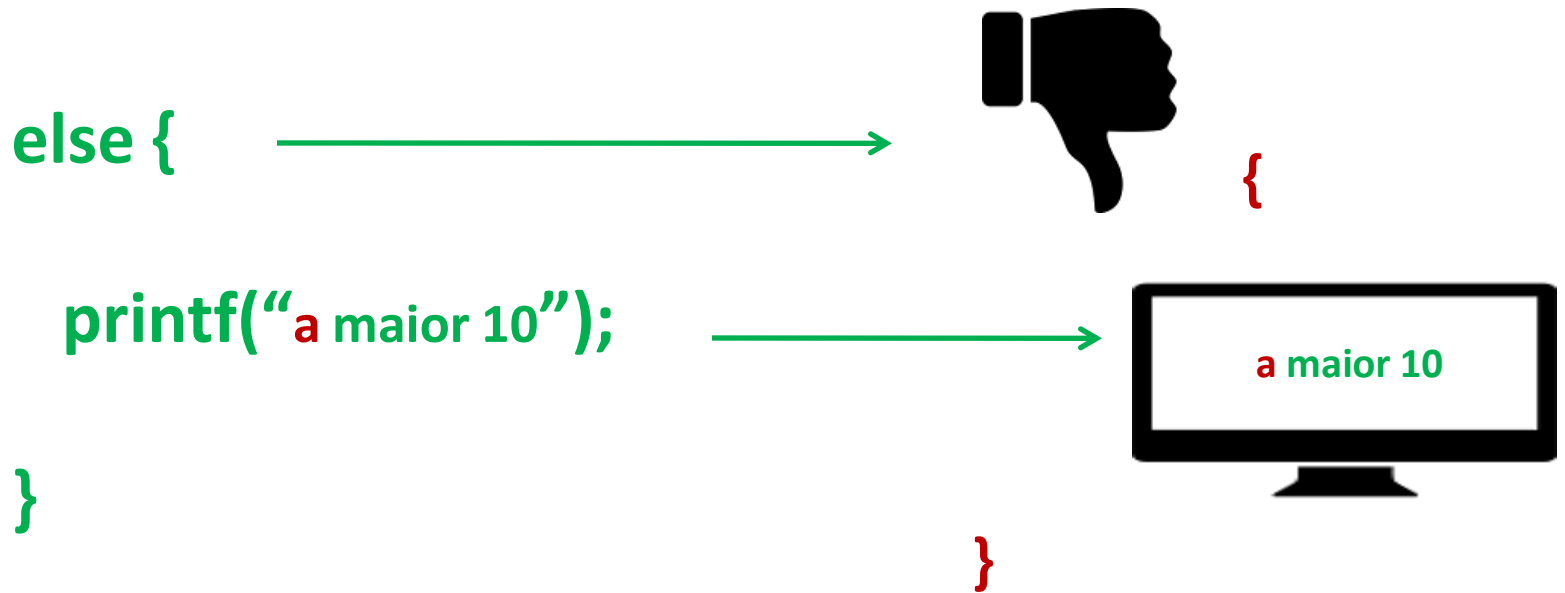
```
}
```

```
}
```






Glossário: Linguagem Simbólica – C





Glossário: Linguagem Simbólica – C

SENÃO SE



else if()

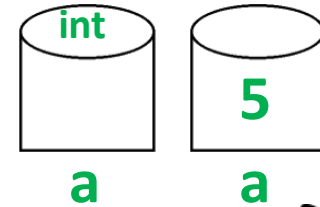




Glossário: Linguagem Simbólica – C

SENÃO

```
int a = 5;
```



```
if(a >= 10) {
```



```
printf("a maior ou igual 10");
```



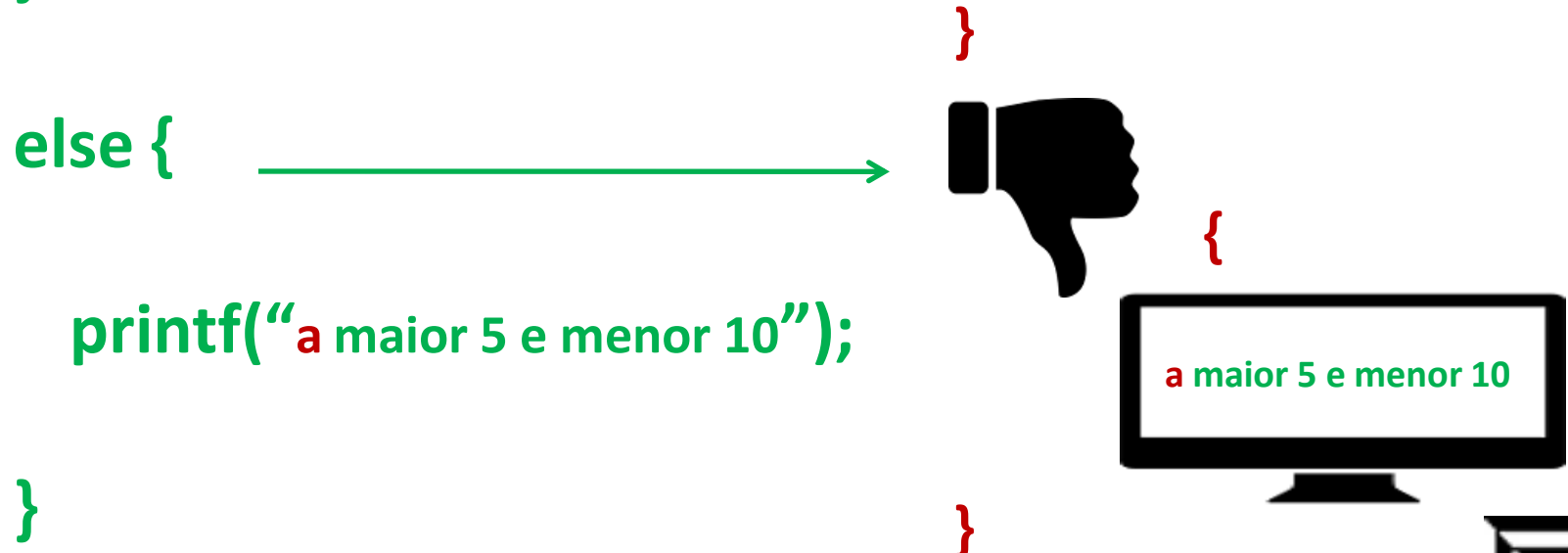
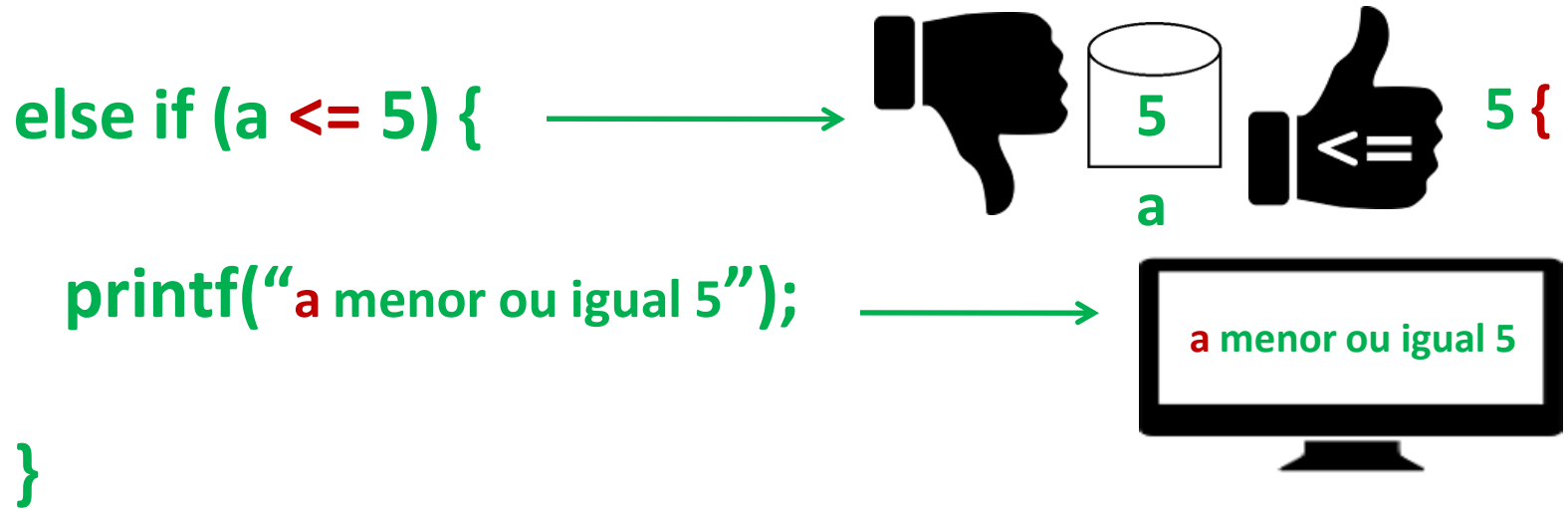
```
}
```

```
}
```





Glossário: Linguagem Simbólica – C





Glossário: Linguagem Simbólica – C

COMBINAÇÃO

&&

e

||

ou





Glossário: Linguagem Simbólica – C

COMBINAÇÃO

A	B	A && B
F	F	F
V	F	F
F	V	F
V	V	V

e

A	B	A B
F	F	F
V	F	V
F	V	V
V	V	V

ou

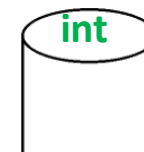
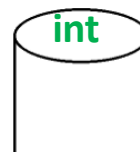




Glossário: Linguagem Simbólica – C

SE (&&)


int a, b;



a

b


a = 10;



10

a

b = 12;



12

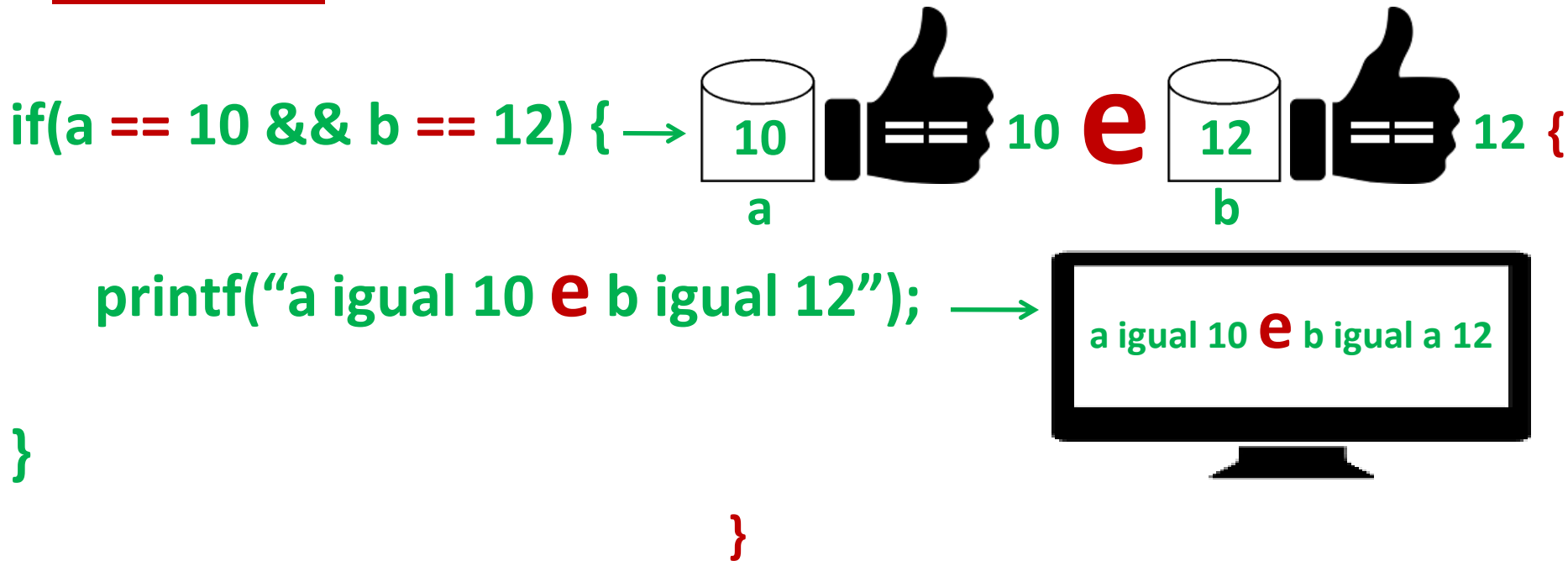
b





Glossário: Linguagem Simbólica – C

SE (&&)

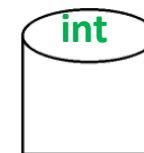
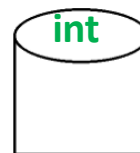




Glossário: Linguagem Simbólica – C

SE (11)


int a, b;



a


b

a = 10;



a

b = 12;



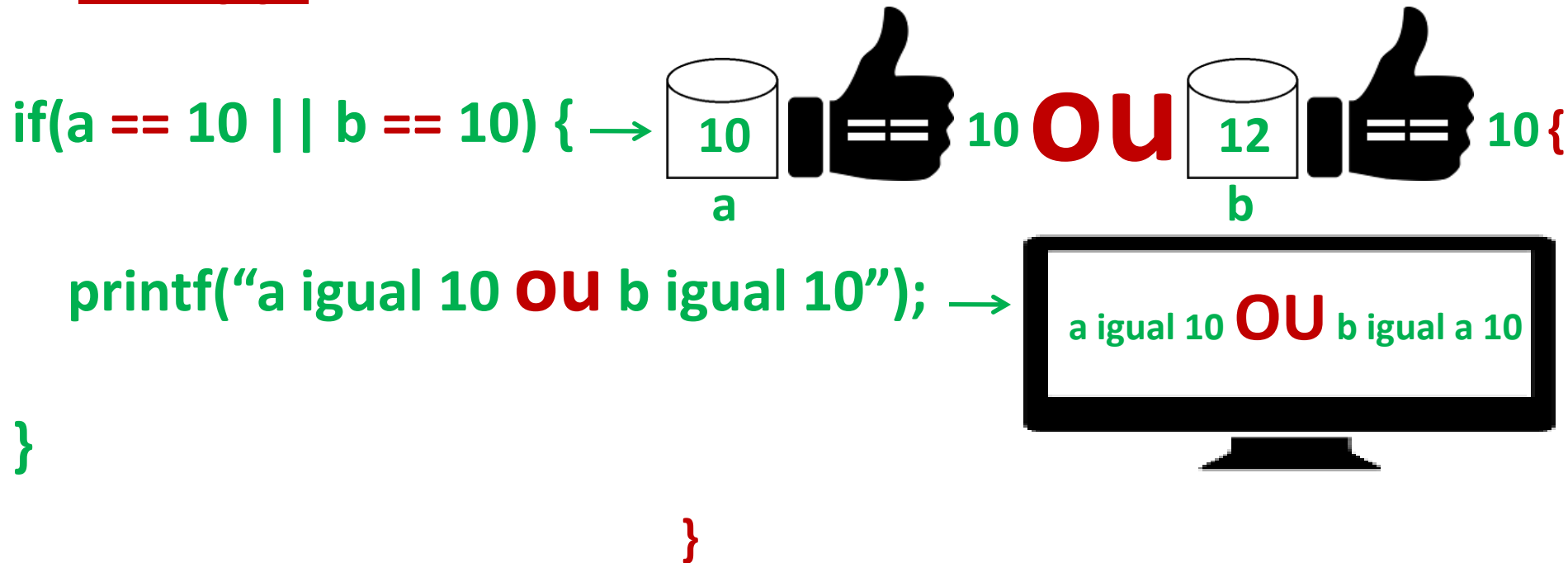
b





Glossário: Linguagem Simbólica – C

SE (||)





Glossário: Linguagem Simbólica – C

REPETIÇÃO: ENQUANTO



while





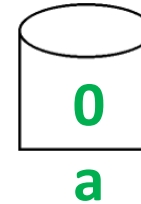
Glossário: Linguagem Simbólica – C

ENQUANTO

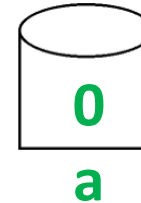
`int a;`



`a = 0;`



`while(a < 10) {`



`10 {`

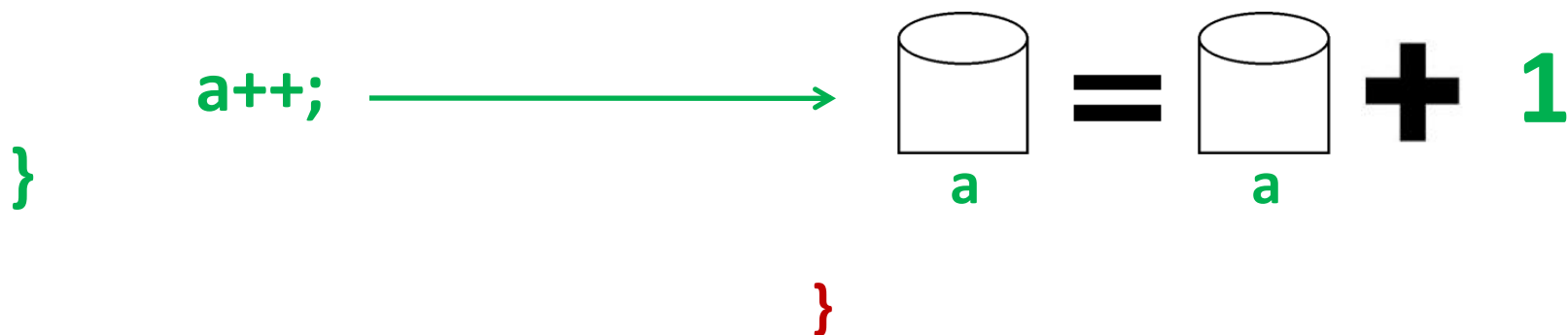
`printf("valor de a = %i", a);` →





Glossário: Linguagem Simbólica – C

ENQUANTO





Glossário: Linguagem Simbólica – C

REPETIÇÃO: PARA



for






Glossário: Linguagem Simbólica – C

PARA

`int a;`



`for(a=0; a < 10; a++) {`



`printf("valor de a = %i", a);`



}

